



THE STORY OF REVELATION

UNLOCKING THE MESSAGE OF AN UNUSUAL BOOK



Contents

Lesson 1 : Intro & The Keys (Chapter 1).....	Page 1
Lesson 2 : The Audience (Chapter 2-3).....	Page 8
Lesson 3 : Allies & Enemies – Part I (Chapter 4-5, 12).....	Page 17
Lesson 4 : Allies & Enemies – Part II (Chapter 13, 17).....	Page 22
Lesson 5 : The Seals & The Standing (Chapter 6-7).....	Page 27
Lesson 6 : Warnings & Witnesses (Chapter 8-11).....	Page 31
Lesson 7 : The Build-up & The Bowls (Chapter 15-16, 18-19).....	Page 36
Lesson 8 : Satan & The Saints (Chapter 20-22).....	Page 41
Lesson 9 : Applications From A Letter For Someone Else.....	Page 45
Lesson 10 : False Doctrines.....	Page 48
Lesson 11 : What <i>Really</i> Happened To The Roman Empire?.....	Page 56

Book/Class Format

Each lesson within this book contains two parts.

- **Pre-Class Preparation:** A reading from the book of Revelation & some questions. This is intended to be done before you arrive at a given class. These questions are intended to prepare you for our in-class discussion.
- **In-Class Notes:** This is given to help you follow along and keep notes in class. It does not require preparation ahead of class, but it often would not hurt to at least read through the questions to familiarize yourself with them. These questions are intended to guide your attention to the main talking points of class.

LESSON 1

INTRO & THE KEYS

Pre-Class Preparation

Intro

This will not be like a typical Bible class where a book of the Bible is to be studied. We will not make our way from beginning to end, starting with the first verse and ending with the last. We will not cover every passage or try to explain every vision.

When the class is over, you will likely find that there are still parts you do not understand. Why use this approach?

As you have already seen, Revelation is a different book. It employs a completely different style than most other Bible books, a style with which we are unfamiliar. Most studies of Revelation immediately drag the students into the middle of this different style and try to explain every detail of all complicated visions. With this class, I want to use a different approach. I want us to study the story of Revelation. We will step back and get the big picture of what is happening in this book. We will skip around the book pulling from different places to put together the big picture.

When we are finished, I hope everyone has a basic understanding of what the book is about. Once we have the story squared away, future studies into the details will begin to make more sense.



1. Why do you think many people tend to shy away from studies and discussions about the book of Revelation?

2. What makes this book different from most books of the Bible?

Self Reflection

Before the first class look at the questions below. (Don't worry, you don't have to share your answers)

I'd like you to answer honestly so you can get a sense of your starting point with this book. Then, at the end of the quarter, I'd like you to look at these questions again.

1. On a scale of 0 - 10, how familiar are you with the book of Revelation?

0 1 2 3 4 5 6 7 8 9 10

2. Based on your current knowledge of Revelation, what one word would you use to describe the book? Why?


3. If you were speaking to someone who was defending false doctrines by using the book of Revelation, would you feel prepared to discuss the truth with them? Why, or Why Not?

Pre-Class Reading

Revelation 1

The Keys

In our study we will utilize 4 keys. These keys are intended to unlock the often-confusing message of Revelation, and give us clear access to its message. In this lesson, we will discuss what these keys are, and how they relate to the book of Revelation.



Throughout the remainder of our study, as well as future studies of this book, when you encounter something that you don't understand or are having trouble interpreting, return to these 4 keys to help make things more clear.

 Key # 1: _____

1. Who is the book's audience?

2. What evidence do we have to support this key from the book of Revelation?

Notes:

 Key # 2: _____

1. Describe the Historical Era of the book of Revelation.

2. What evidence do we have to support this key from the book of Revelation?

3. Why is it important that we discuss the background of the book?

Notes:

 Key # 3: _____

1. Describe the timeframe of the book of Revelation.

2. What evidence do we have to support this key from the book of Revelation?

3. Why is it important that we discuss the timeframe of the book?

4. How is John's timeframe abused in today's world?

Notes:

 Key # 4: _____

1. What evidence do we have in chapter one to support the fact that this book is different than most other books of the Bible?

2. What is the name of the style of literature used in this book? _____

3. How is this style often used?

4. What's the biggest danger in interpreting this style of literature?

Notes:

Style practice

Revelation 1:12-16

1. What is one word you would use to describe this vision? _____


2. Who is the person described in this vision? How do we know?

3. Describe the other elements of this vision.

4. With this entire vision in mind, what meaning could it carry? (Remember our 4 keys)

Numbers in Revelation

1. Can you think of any numbers that carry symbolism in today's world? What do they stand for?



Common Numbers used in this book

Number	General Meaning
1	
2	
3	
3 1/2	
4	
6	
7	
10	
12	

Refresher



1. What are our 4 Keys discussed in Lesson 1? *(try to remember without looking back at them)*

2. List the 7 Churches who make up the audience of the book of Revelation

3. What region of the world are these churches found in? _____

Pre-Class Reading

Revelation 2-3

4. Who is speaking to the churches in these chapters? _____

5. How do you know?

6. The speaker addresses each individual church separately. What similarities do you see between each address?

7. Differences?

In Our Wednesday Class, we will only be discussing the Historical Background of each city. The following outline will be discussed in the weekly web series.

Jesus' Outline

1. **Praise:** Jesus points out the good things about each congregation
2. **Rebuke:** Jesus addresses problems and/or failures of the congregation
3. **Counsel:** Jesus gives advice, counsel, and warnings to help them overcome their problems
4. **Promise:** Jesus makes a promise to all who overcome the problems and challenges facing them



Ephesus

GEOGRAPHICAL / HISTORICAL INFORMATION: (IN CLASS)

THE ADDRESS (WEB-SERIES)

1. Praise

2. Rebuke

3. Counsel

4. Promise

Smyrna

GEOGRAPHICAL / HISTORICAL INFORMATION: (IN CLASS)

THE ADDRESS (WEB-SERIES)

1. Praise

2. Rebuke

3. Counsel

4. Promise

Pergamum

GEOGRAPHICAL / HISTORICAL INFORMATION: (IN CLASS)

THE ADDRESS (WEB-SERIES)

1. Praise

2. Rebuke

3. Counsel

4. Promise

Thyatira

GEOGRAPHICAL / HISTORICAL INFORMATION: (IN CLASS)

THE ADDRESS (WEB-SERIES)

1. Praise

2. Rebuke

3. Counsel

4. Promise

Sardis

GEOGRAPHICAL / HISTORICAL INFORMATION: (IN CLASS)

THE ADDRESS (WEB-SERIES)

1. Praise

2. Rebuke

3. Counsel

4. Promise

Philadelphia

GEOGRAPHICAL / HISTORICAL INFORMATION: (IN CLASS)

THE ADDRESS (WEB-SERIES)

- 1. Praise

- 2. Rebuke

- 3. Counsel

- 4. Promise

Laodicea

GEOGRAPHICAL / HISTORICAL INFORMATION: (IN CLASS)

THE ADDRESS (WEB-SERIES)

1. Praise

2. Rebuke

3. Counsel

4. Promise

Pre-Class Reading

Revelation 4-5, 12



Chapter 4's Vision

1. Describe the imagery of the vision of chapter 4 (Things John see's).

2. Describe the actions in this vision (Things that happen).

Chapter 5's Vision

1. Describe the imagery of the vision of chapter 5 (Things John see's).

2. Describe the actions in this vision (Things that happen).

Chapter 12's Vision

1. List the characters/people mentioned in this chapter (Things John see's).

2. Describe the actions in this vision (Things that happen).

Chapter 4

- 1. What significance is there to this vision? *(remember our keys)*

- 2. What message/encouragement would this vision carry for the saints in Asia Minor?

- 3. Though not directly for us, is there any message we can take away from this vision?

Chapter 5

- 1. What is the scroll?

- 2. Who is the Lamb? How do we know?

- 3. What significance is there to this vision? *(remember our keys)*

- 4. What message/encouragement would this vision carry for the saints in Asia Minor?

Chapter 12

Scene 1

1. Who is this great Dragon? _____
2. Who is this great Child? _____
3. Who is this great Woman? _____
4. What does this scene symbolize?

Scene 2

1. Describe the great war.
2. What comes about once the war in discussion ends?
3. Using the information above, what could this battle be symbolizing?

Scene 3

1. What does the dragon do after losing the battle?

2. Who are the offspring? How do we know?

3. What does this chapter have to do with the saints in Revelation? Why is this chapter included?

Pre-Class Reading

Revelation 13, 17

Chapter 13:1-10

1. Describe the beast mentioned in this section (Things John see's)

2. Describe the actions of this beast (Things that happen)

3. How do people respond to this beast?

Chapter 13:11-18

1. Describe the beast mentioned in this section (Things John see's)

2. Describe the actions of this beast (Things that happen)

Chapter 17

1. Describe the enemy mentioned in this chapter.

2. Describe the beast that this enemy is riding.

The Sea Beast

1. What might the various aspects of the beast's description symbolize?



2. What do this beast's actions tell us about him?

3. What is meant by the beast having authority for 42 months?

4. Who is this beast? How do we know?

The Earth Beast

1. What might the various aspects of the beast's description symbolize?

2. What do this beast's actions tell us about him?

3. Who is this beast? How do we know?

The Mark of the Beast

1. What do we know about the mark?



2. What is the purpose of the mark?

Babylon: The Mother of Harlots

1. What can we learn from the description of this Harlot?

2. Who is the beast that the harlot is riding?

3. Who is the harlot? How do we know?

Review

1. We have talked about all of the “characters” of the book. Try to list them without looking back at previous lessons.

Allies

Enemies

2. At the end of the vision in Chapter 5, everyone in the scene was waiting for something to take place. What is it?

3. Based on the ending of chapter 5, how would you describe the mood of all who are standing in heaven?

Pre-Class Reading
Revelation 6-7

The Seals & The Standing

Over the next few Lessons and chapters of the book, we will start to see these groups of 7. These groups of 7 will be what drive the remainder of the story. We have the...

- 7 Seals
- 7 Trumpets
- 7 Bowls or Plagues

We will see a very similar outline to these groups of 7 that will help us follow their flow of thought. This outline will hold true to each group of 7.

The 7 Seals

SEAL 1

1. Description
-
-

The Outline

1. 1-4 will be similar in nature
2. 5 & 6 will be different, yet still related
3. An interlude will follow
4. The 7th will be a transition to the next group of 7

2. Meaning
-
-

SEAL 2

1. Description
-
-

2. Meaning
-
-

SEAL 3

1. Description
-
-

2. Meaning
-
-

SEAL 4

1. Description

2. Meaning

SEAL 5

1. Description

2. Meaning

SEAL 6

1. Description

2. Meaning

The Interlude

1. What question is being answered as we move into the interlude?



2. How will God identify those who shall stand?

3. Who Shall Stand?

4. Breakdown the 144,000:

Warnings & Witnesses

1. Summarize the first 6 seals, their message, and how they set the stage for the book moving forward.

Pre-Class Reading

Revelation 8-11

2. The language of the trumpets sounds very similar to a series of events from the Old Testament. What event(s) does this text make you think of?

3. What similarities do you see between God's people at the time of the events above compared to the saints of the 1st Century?

1. What do the figures at the beginning of chapter 8 symbolize?

The Trumpets

2. Describe the first 6 Trumpets



Trumpet 1

Trumpet 2

Trumpet 3

Trumpet 4

Trumpet 5

Trumpet 6

Warnings & Witnesses

1. What do the parallels between the trumpets and the old testament tell us about their purpose?

2. What is the significance of the repeated "1/3"?

3. How are the first 4 trumpets alike?

4. How are the first 4 trumpets different?

The Interlude: The Seven Thunders

1. What do the seven thunders symbolize?

2. What is meant when John is told “there will be delay no longer”?

3. What is the significance of John eating the book? Why is it bitter-sweet?

The Interlude Continues: The Witnesses

1. Describe the action of the chapter? (What happens?)

2. There are many familiar images in this chapter. List things that stand out to you as familiar.

Identifying the symbols

1. The measuring of the Temple (vs. 1-2)

2. The Two Witnesses (vs. 3-6)

3. The Battle with the Beast (vs. 7-10)

4. The Hope (vs. 11-13)

The Closing Verses

1. Describe the closing verses (vs. 15-19)

In Review

1. What was the purpose of the 7 seals?

2. What was the purpose of the 7 trumpets

3. Based on the interlude following the trumpets, what can we be expecting from our next group of 7?

Pre-Class Reading

Revelation 15-16, 18-19

The Build-up

Describe the three scenes in Chapter 15

1. Scene One (vs. 1)

2. Scene Two (vs. 2-4)

3. Scene Three (vs. 5-8)



The Bowls

1. Describe each Bowl

Bowl 1

Bowl 2

Bowl 3

Bowl 4

Bowl 5

Bowl 6

Bowl 7

The Build-up & The Bowls

2. What similarities do you see between the trumpets and the bowls?

3. What differences do you see between the trumpets and the bowls? What is the significance of these differences?

The Aftermath (Chapters 18-19)

The Mourning

1. Who do we see mourning in this vision?

2. What/Why are they mourning?

3. What does this symbolize?

The Celebration

1. Who do we see celebrating in this vision?

2. What/Why are they celebrating?

3. What does this symbolize?

1. Of the enemies we have discussed, which ones have been dealt with at this point?

2. Which enemy is left unresolved?

Pre-Class Reading

Revelation 20-22

3. The vision in chapter 21:1 - 22:6 is our final vision of the book. Using all the techniques and guidelines we have followed through this class, describe the vision and try to interpret the vision on your own. (We will still discuss it in class)

Description

Interpretation

Satan & The Saints

The 4 Scenes

Scene 1: Description



Scene 1: Interpretation

Scene 2: Description

Scene 2: Interpretation

Scene 3: Description

Scene 3: Interpretation

Scene 4: Description

Scene 4: Interpretation

1. Describe the "New Jerusalem" in Chapter 21 & 22

2. What do these two chapters symbolize?

The 4 Close

There are 6 important statements found in the closing of the book. What are they?

1. Vs. 6

2. Vs. 6-7, 10, 12, 20

3. Vs. 11

4. Vs. 14-15

5. Vs. 16

6. Vs. 18-19

Application From A Book For Someone Else

1. Why do you think finding application for us from this book can be difficult?

2. What differences do you see in how we apply the Old Testament to ourselves, vs the New Testament?

Application For All Men

1. Our nation is _____.
2. Our nation cannot _____.
3. God will _____.
4. God calls for _____.

Applications for Christians in the 21st Century

1. Remember _____.

2. Remember _____.

3. Remember _____.

4. Remember _____.

5. Remember _____.

6. Remember _____.

Refresher

1. What are our 4 Keys discussed in Lesson 1? (try to remember without looking back at them)

In class, we will discuss two false doctrines; Jehovah’s Witness and Premillennialism.

1. What do you know about Jehovah’s Witness?

2. What do you know about Premillennialism?

3. Spend some time (10-15 minutes) researching these two doctrines before coming to class. Find any info you can on what these doctrines teach.

Jehovah's Witness: Teachings

1. The Jehovah's witness use keys, just like we do. What are their keys? (we will only mention a few)

2. Jehovah's Witnesses teach that the kingdom of God started in the year _____.

3. Explain how they came up with the year above.

Jehovah's Witness: The Problems

4. How do the teachings of the Jehovah's Witness violate each of **their** keys?

5. How do the teachings of the Jehovah's Witness violate each of our 4 keys?

a. Timeframe

b. Audience

c. Background

d. Style

Pre-Millennialism

1. What is the focus of this doctrine? _____

2. What will happen when Jesus returns? (according to pre-millennialism)

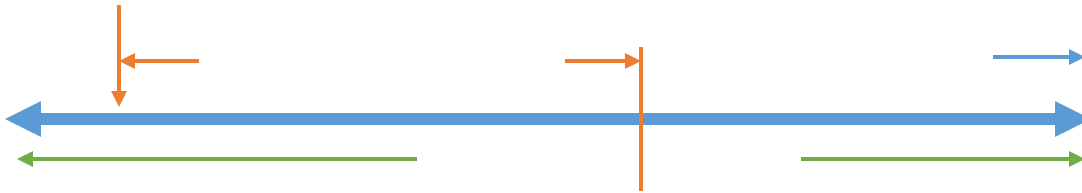
3. If premillennialism is about Jesus coming to establish His kingdom, what was the purpose of His first visit 2000 years ago?

4. What are the two categories of Premillennialism?

5. What are the 7 Dispensations?

- 1. _____
- 2. _____
- 3. _____
- 4. _____
- 5. _____
- 6. _____
- 7. _____

6. Fill in the timeline below, with the information about the dispensational transition.



7. What is the rapture?

Premillennialism: The Problems

8. Did Jesus fail to establish the kingdom of God? How do we know?

6. How do the teachings of Premillennialism violate each of our 4 keys?
a. Timeframe

b. Audience

c. Background

d. Style

Causes of the fall of the Roman Empire:

1. _____

2. _____

a. _____

b. _____

c. _____

3. _____

4. _____

Book presented by Cody Chesser

Photo Licensing for this Book:

- Cover
 - This Photo by Unknown Author is licensed under CC BY-ND
- Lesson 1
 - This Photo by Unknown Author is licensed under CC BY-NC-ND
 - This Photo by Unknown Author is licensed under CC BY-NC-SA
 - This Photo by Unknown Author is licensed under CC BY-NC-SA
 - This Photo by Unknown Author is licensed under CC BY-NC-ND
- Lesson 2
 - This Photo by Unknown Author is licensed under CC BY-ND
- Lesson 4
 - This Photo by Unknown Author is licensed under CC BY-NC-ND
- Lesson 5
 - Carlos. S – markbeast666.blogspot.com
 - Jbrb.org
- Lesson 6
 - whatshotn.files.wordpress.com/2014/08/seal.jpg
- Lesson 7
 - <http://dendritic-arbor.blogspot.com>
- Lesson 8
 - <http://www.ebiblestudy.org/lessons/revelation/5>
- Lesson 9
 - <https://dragonintuitive.com>